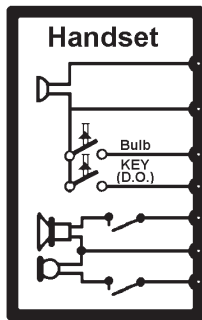
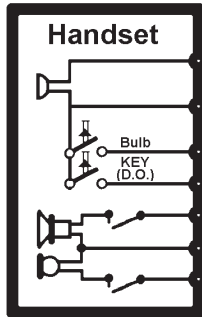


**870W or 902 or 8870 Handset**

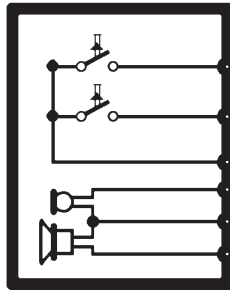


NOTE: Jumper wire must be placed between terminals '3' and '4/5' on each handset station!

**870W or 902 or 8870 Handset**

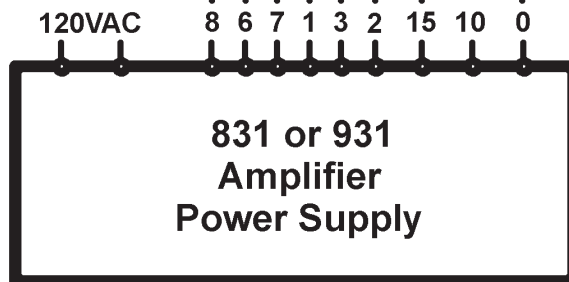


**Typical Entry Station**



**LEGEND**

- AC Buzzer
- Handset Receiver
- Electret Microphone
- Push-Button
- Lobby Speaker
- Cradle Switch
- Door Opener



NOTE: Jumper wire must be placed between amplifier terminal '3' and '0'

**INSTALLATION GUIDELINES and GENERAL INFORMATION:**

1. All low voltage wiring is #22 AWG, unless otherwise noted.
2. Observe all local and national electrical codes.
3. All terminals connections shown may not be in the order that they appear on the equipment.
4. When using the 930/000 series speaker/microphone at the entry door station, you need to place a jumper wire between terminals '5' and '6' on the speaker/microphone 930/000 unit.

 <p>42 Central Drive, Farmingdale NY 11735-1202          (631) 777-5500 Fax: (631) 777-5599  <b>TOLL-FREE Technical Line 1-800-666-4800</b>          Email: info@alphacommunications.com</p>	<p><b>TYPICAL WIRING INSTRUCTIONS</b>  <b>For 931 (or 831) Amplifier/Power Supply</b>          With 870W or 902 or 8870 Series Handsets and a          Single Door Entry Station.</p>
---	---