

**NOTES:**

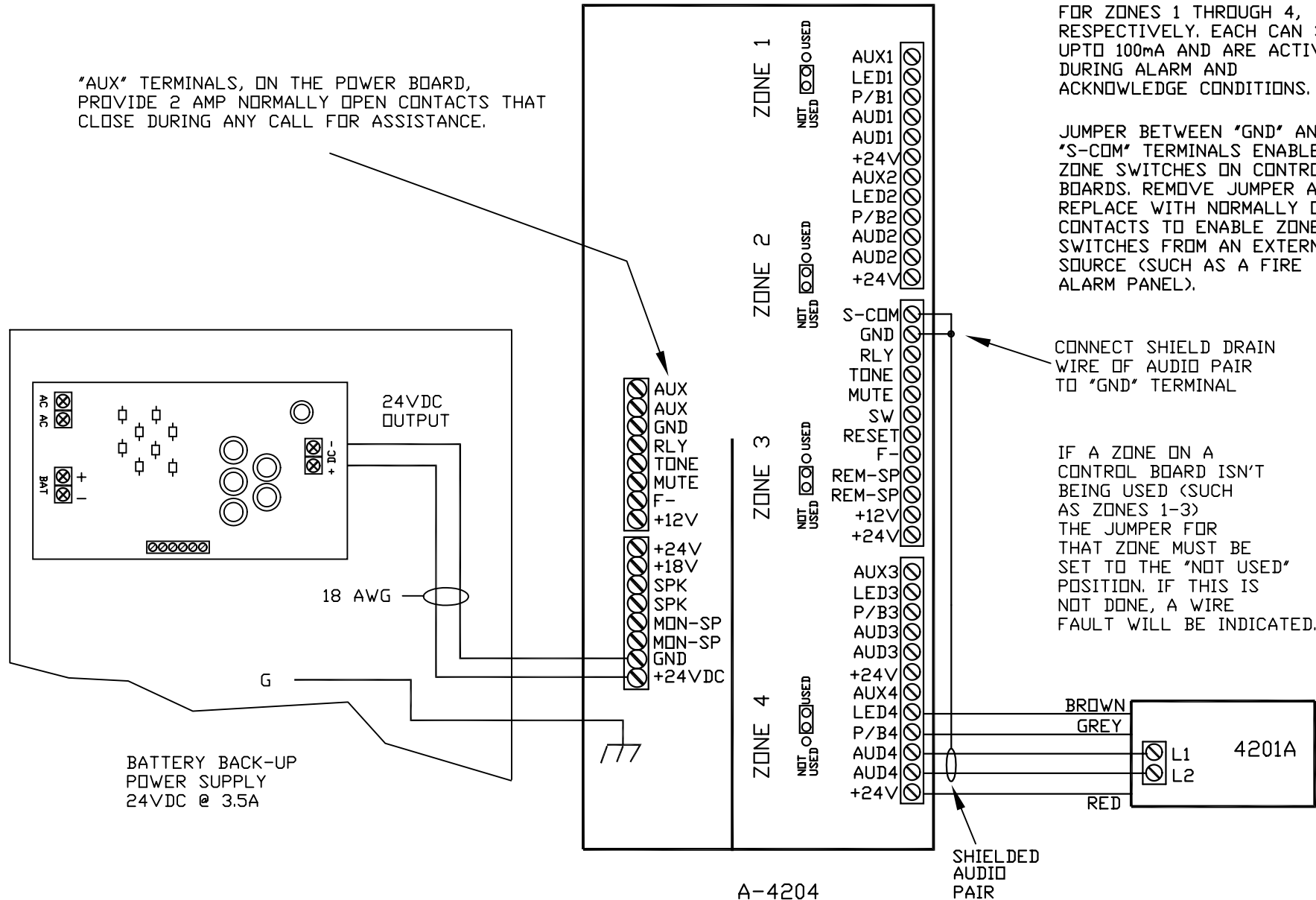
AUX1, AUX2, AUX3 AND AUX4 ARE OPEN COLLECTOR OUTPUTS FOR ZONES 1 THROUGH 4, RESPECTIVELY. EACH CAN SINK UPTO 100mA AND ARE ACTIVE DURING ALARM AND ACKNOWLEDGE CONDITIONS.

JUMPER BETWEEN "GND" AND "S-COM" TERMINALS ENABLE ZONE SWITCHES ON CONTROL BOARDS. REMOVE JUMPER AND REPLACE WITH NORMALLY OPEN CONTACTS TO ENABLE ZONE SWITCHES FROM AN EXTERNAL SOURCE (SUCH AS A FIRE ALARM PANEL).

CONNECT SHIELD DRAIN WIRE OF AUDIO PAIR TO "GND" TERMINAL

IF A ZONE ON A CONTROL BOARD ISN'T BEING USED (SUCH AS ZONES 1-3) THE JUMPER FOR THAT ZONE MUST BE SET TO THE "NOT USED" POSITION. IF THIS IS NOT DONE, A WIRE FAULT WILL BE INDICATED.

"AUX" TERMINALS, ON THE POWER BOARD, PROVIDE 2 AMP NORMALLY OPEN CONTACTS THAT CLOSE DURING ANY CALL FOR ASSISTANCE.



A-4204

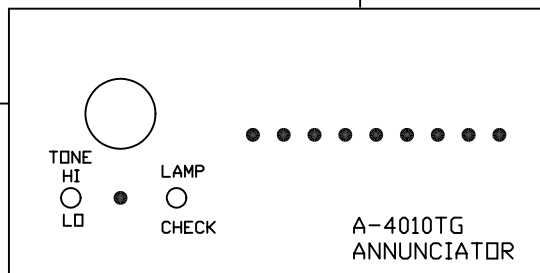
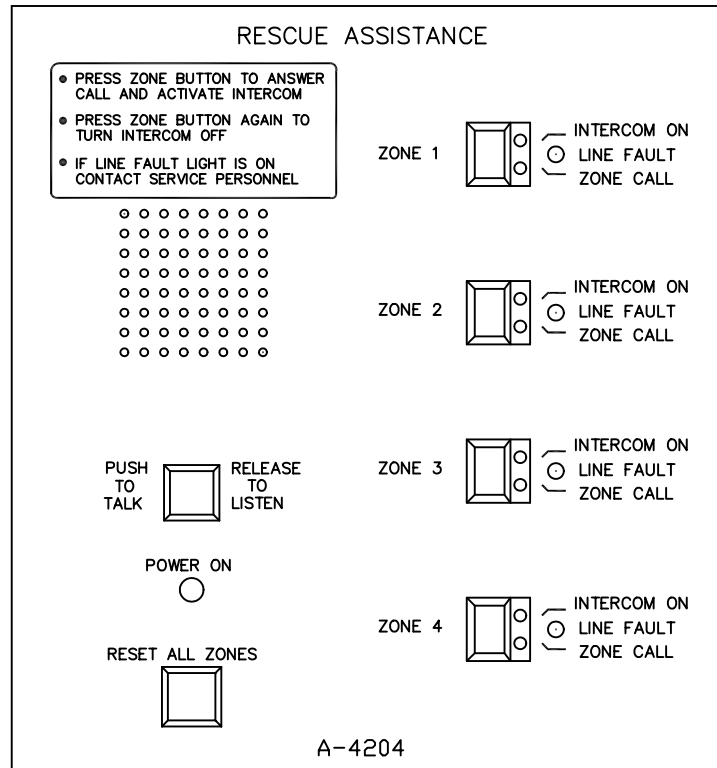
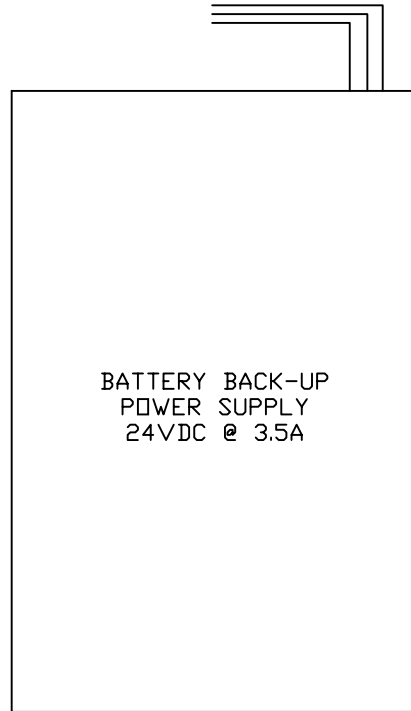


**Alpha Communications®**  
Toll-Free Technical Line 1-800-666-4800

**DATE:** JANUARY 21, 2003  
**TITLE:** SYSTEM WIRE DIAGRAM

**SYSTEM:** 4200 RESCUE ASSISTANCE  
**DRAWING #** 90022-03

115VAC, 60Hz @ 1.15 AMP



22AWG SHIELDED AUDIO PAIR CABLE

22AWG 3 COND. CABLE

22AWG SHIELDED AUDIO PAIR CABLE

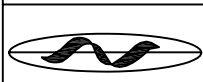
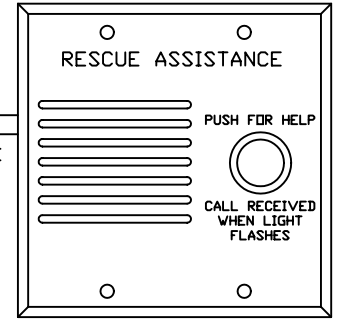
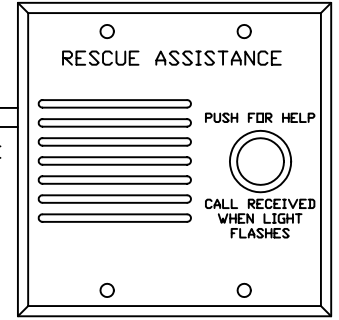
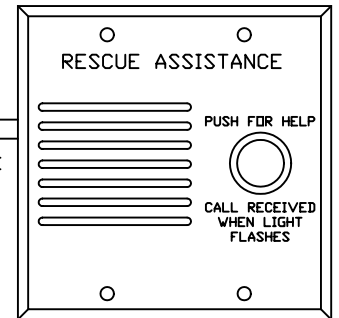
22AWG 3 COND. CABLE

22AWG SHIELDED AUDIO PAIR CABLE

22AWG 3 COND. CABLE

22AWG SHIELDED AUDIO PAIR CABLE

22AWG 3 COND. CABLE

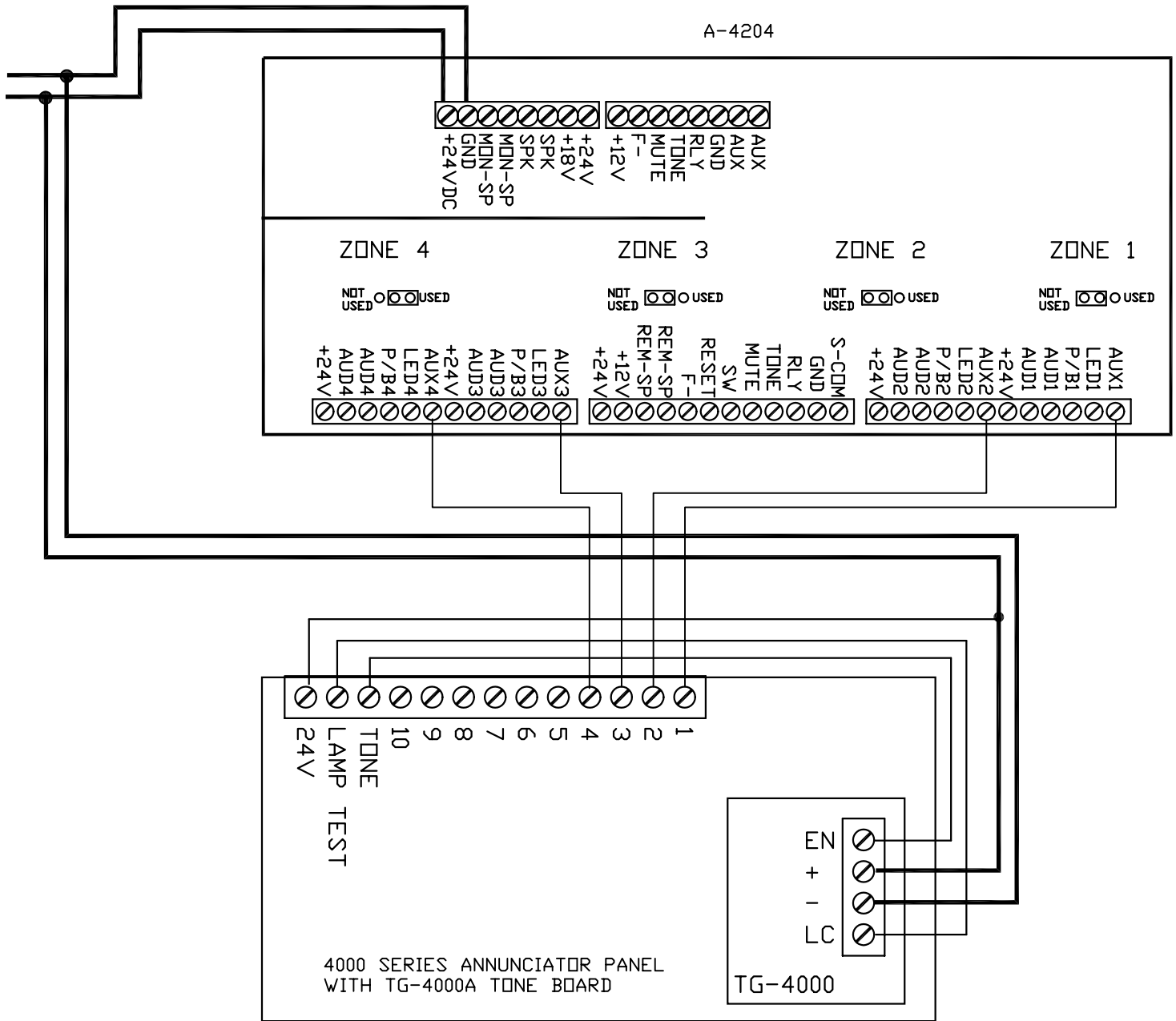


Alpha Communications®  
Toll-Free Technical Line 1-800-666-4800

DATE: JANUARY 16, 2003  
TITLE: REMOTE ANNUNCIATOR LAYOUT

SYSTEM: 4200 RESCUE ASSISTANCE  
DRAWING # 90023-03

TO 24VDC  
BATTERY SUPPLY



**Alpha Communications®**  
Toll-Free Technical Line 1-800-666-4800

**DATE:** MAY 23, 2002  
**TITLE:** REMOTE WIRING

**SYSTEM:** 4200 RESCUE ASSISTANCE  
**DRAWING #** 90024-02

